

# EDH120D20R1L

## ev™ Silicon Carbide Schottky Diode 1200V, 20A

### Features

- Zero Reverse Recovery Current
- Low Forward Voltage
- High Surge Current Capability
- Independent of Temperature Switching Behavior
- Positive Temperature Coefficient
- Max Junction Temperature 175 °C
- Pb-free, Halogen Free, and RoHS Compliant

$V_{RRM}$	$I_F, T_C=25^\circ C$	$T_{J, Max}$	$Q_C, Typ$
1200V	10 / 20A	175°C	63nC

### Benefits

- Higher Efficiency
- Ease of Paralleling
- Increased Power Density
- Reduced Cooling Requirements



### Applications

- Solar Inverters
- Power Factor Correction
- Industrial Power Supply
- EV Charging Station

### Ordering Information

Part Number	Package	Shipping	Quantity
EDH120D20R1L	TO-247-3L	Tube	30 units

### ■ Absolute Maximum Ratings (Per Leg / $T_C=25^\circ C$ , unless otherwise specified)

Symbol	Parameter		Value	Unit
$V_{RRM}$	Repetitive Peak Reverse Voltage		1200	V
$I_F$	Forward Current (Per leg / Device)	$T_C=150^\circ C$	10 / 20	A
$I_{F,SM}$	Non-Repetitive Forward Surge Current (Per leg)	$T_C=25^\circ C, t_p=10ms$	80	A
		$T_C=150^\circ C, t_p=10ms$	67	
$I_{F,Max}$	Non-Repetitive Peak Forward Current (Per leg)	$T_C=25^\circ C, t_p=10\mu s$	810	A
		$T_C=150^\circ C, t_p=10\mu s$	690	
$I^2dt$ value	$\int I^2t$ (Per leg)	$T_C=25^\circ C, t_p=10ms$	32	$A^2s$
		$T_C=150^\circ C, t_p=10ms$	22.4	$A^2s$
$P_{tot}$	Power Dissipation (Per leg)	$T_C=25^\circ C$	147	W
$T_J, T_{STG}$	Operating and Storage Temperature Range		-55 to 175	°C

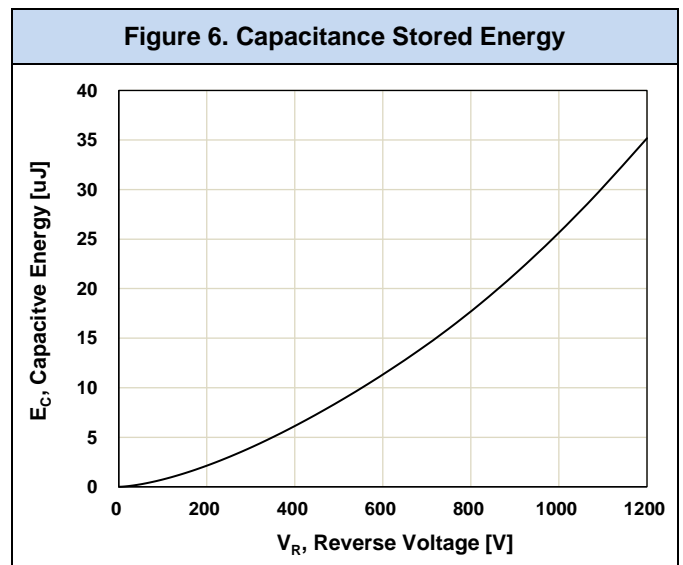
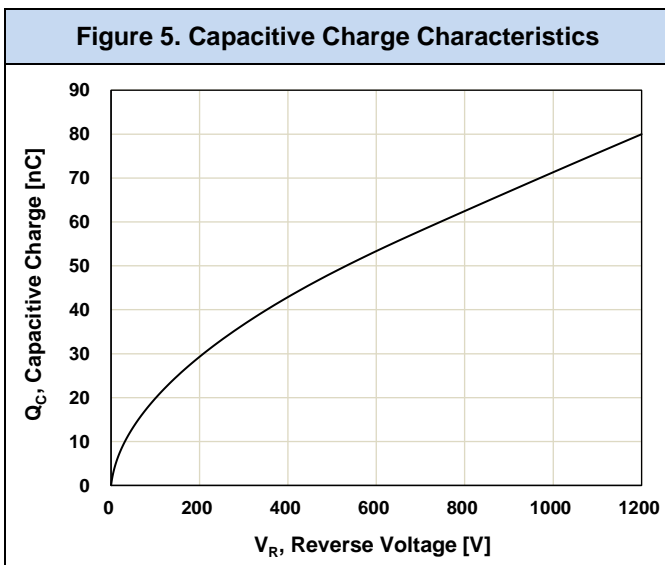
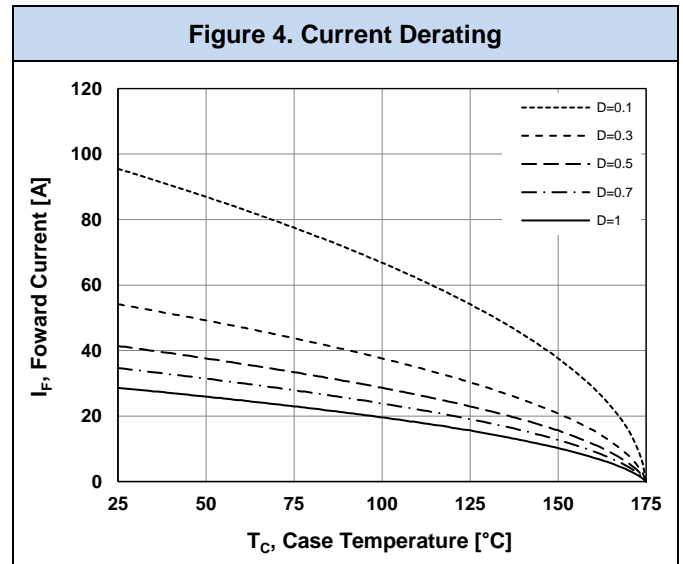
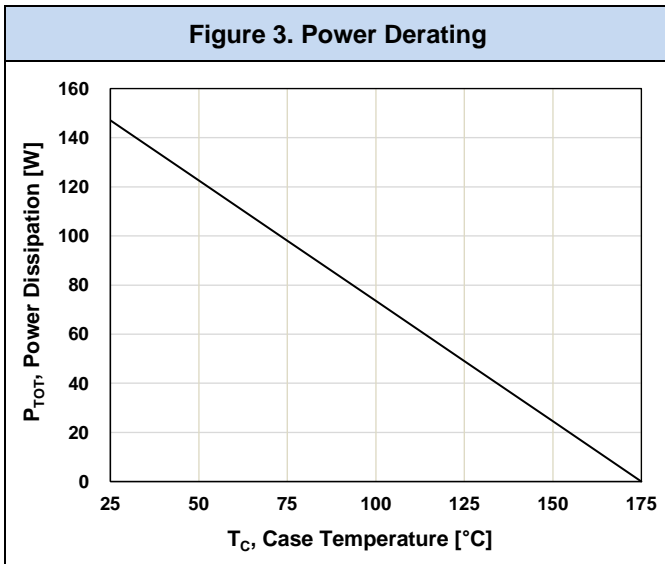
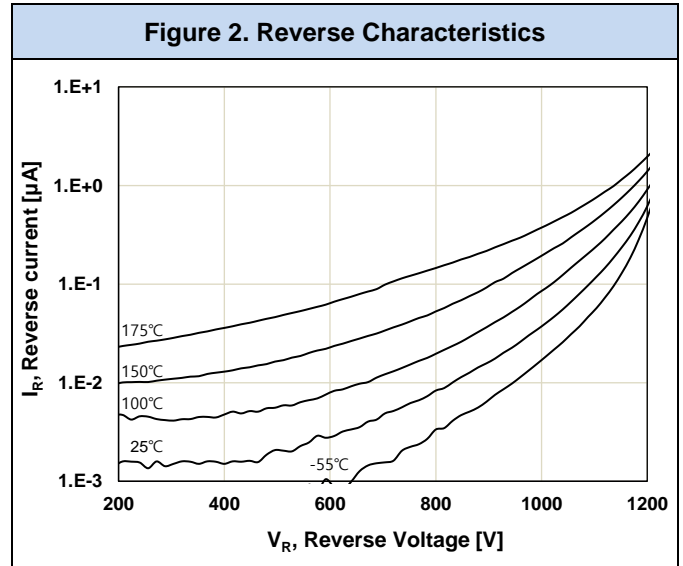
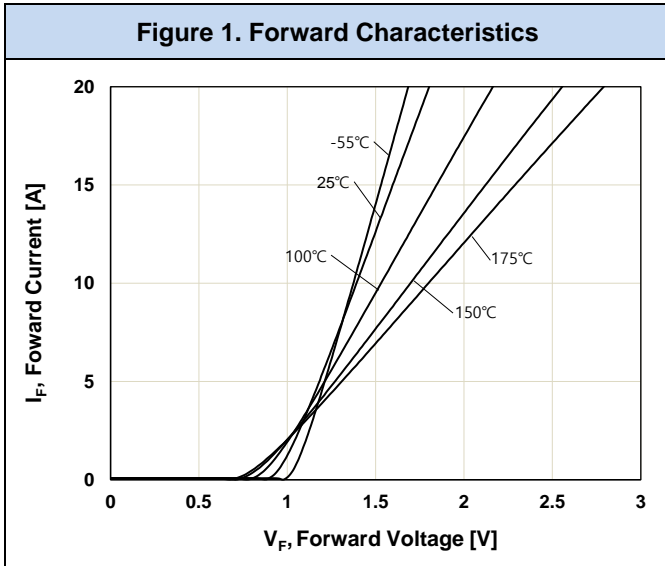
## ■ Thermal Characteristics

Symbol	Parameter	Value	Unit
$R_{\theta JC}$	Maximum Thermal Resistance, Junction to Case (Per leg / Device)	1.02 / 0.45	°C/W

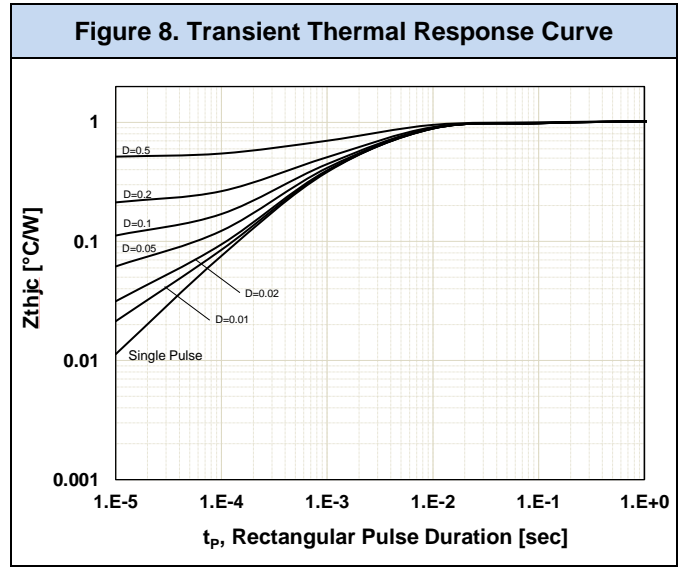
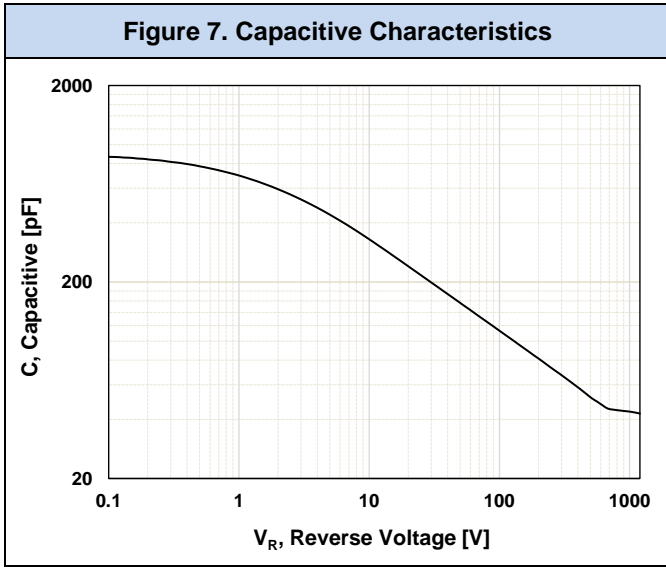
## ■ Electrical Characteristics (Per Leg / $T_C=25^\circ\text{C}$ , unless otherwise specified)

Symbol	Parameter	Test Conditions	Min.	Typ.	Max.	Unit
$V_F$	Forward Voltage (Per leg)	$I_F=10\text{A}$ , $T_J=25^\circ\text{C}$		1.39	1.70	V
		$I_F=10\text{A}$ , $T_J=175^\circ\text{C}$		1.80		
$I_R$	Reverse Current (Per leg)	$V_R=1200\text{V}$ , $T_J=25^\circ\text{C}$			100	$\mu\text{A}$
		$V_R=1200\text{V}$ , $T_J=175^\circ\text{C}$			300	
$Q_C$	Total Capacitive Charge (Per leg)	$V_R=800\text{V}$ , $T_J=25^\circ\text{C}$		63		nC
C	Total Capacitance (Per leg)	$V_R=1\text{V}$ , $f=100\text{kHz}$		695		pF
		$V_R=800\text{V}$ , $f=100\text{kHz}$		44		
$E_C$	Capacitance Stored Energy (Per leg)	$V_R=800\text{V}$		18		$\mu\text{J}$

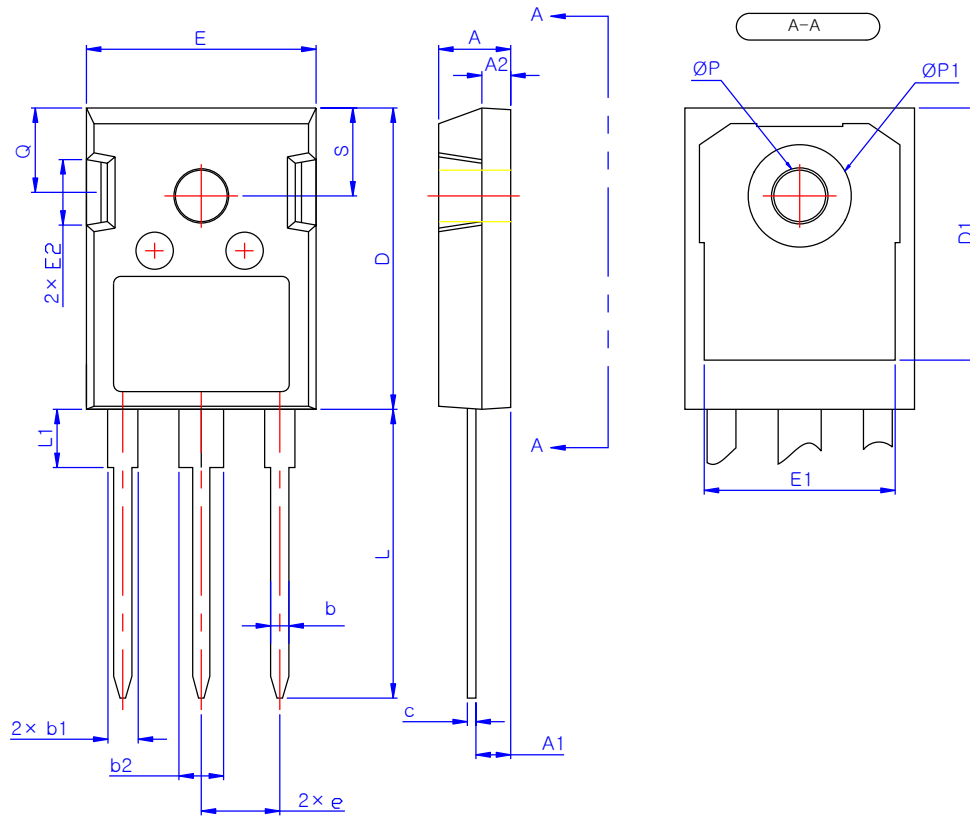
■ **Typical Characteristics** (Per Lag /  $T_J=25^\circ\text{C}$  unless otherwise noted)



■ **Typical Characteristics** (Per Lag)



## Package Outlines TO-247-3L



SYMBOL	MIN	MAX
A	4.80	5.20
A1	2.29	2.54
A2	1.90	2.10
b	1.10	1.30
b1	1.91	2.20
b2	2.92	3.20
c	0.50	0.70
D	20.80	21.34
D1	17.43	17.83
E	15.75	16.13
E1	13.06	13.46
E2	4.32	4.83
e	5.45 BSC	
L	19.85	20.25
L1	-	4.49
ØP	3.55	3.65
ØP1	7.08	7.28
Q	5.59	6.19
S	6.15 BSC	

\*Dimensions in millimeters

## Important Notice

Elevation reserves the right to modify, improve, and terminate its products, services, documentations, etc. without advance notice. Customers are encouraged to contact Elevation sales representatives to get the latest product information.

Without proper legal authorization, Elevation products shall not be used for medical or military applications. Elevation does not assume any liability of personal or property damages of any kind due to such applications.

All text, images, trademarks of this document, and any intellectual property contained in the product and in this document belong to Elevation. No part of this document may be used, copied, modified, distributed, or published without legal authorization from Elevation.

© 2022 Elevation Microsystems. All rights reserved. [www.elevationmicro.com](http://www.elevationmicro.com)